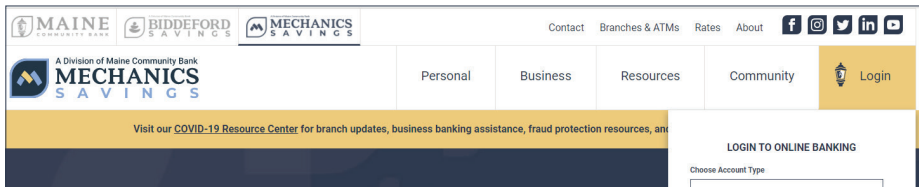



How to Enroll in Online Banking

1. Visit <https://www.mechanicssavings.com>.
2. Click on the gold Login button at the top right of the page. A Login to Online Banking menu will appear.



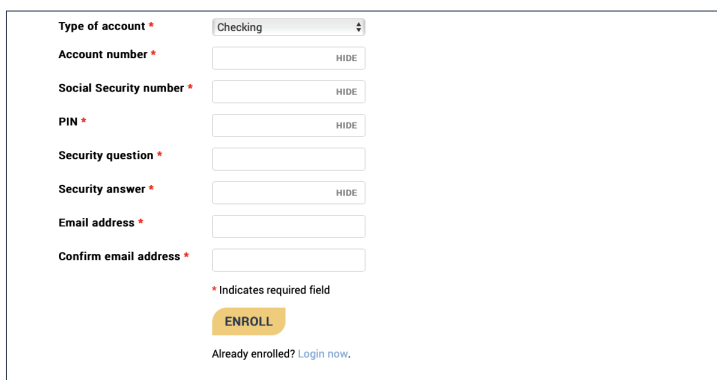
3. Click on the down arrow after Choose Account Type. Choose Personal Banking from the drop-down list. This brings you to the Log In page for Personal Online Banking.



4. On the Personal Online Banking Log In page, click the Enroll Now link.

A screenshot of the 'Log in' page for Personal Online Banking. The page has a white background with a dark blue header. Below the header, there is a text line: 'If you have issues logging into your accounts, please contact us at 1.844.787.4927'. There are two input fields: 'Username' and 'Password'. The 'Username' field has a 'HIDE' button to its right. Below the input fields is a gold 'LOG IN' button and a link for 'Forgot password?'. At the bottom, there is a link for 'Not yet enrolled? Enroll now.', where 'Enroll now.' is circled in red.

5. The Enroll Now link brings you to the Personal Online Banking enrollment screen.
Choose the type of account you wish to enroll (Checking, Savings, Certificate of Deposit, or Loan).
6. Enter your account number.
7. Enter your Social Security Number.
8. Enter your PIN, which is the last 4 digits of your Social Security Number or your telephone banking ID.
9. Enter a security question. This is a question you make up and will only be used for identification verification when you are speaking with a customer service representative.
10. Enter an answer to your security question.
11. Enter your email address, then confirm your email address on the next line.
12. Click the Enroll button.



The screenshot shows a web form for enrolling in Online Banking. It contains the following fields and elements:

- Type of account ***: A dropdown menu with "Checking" selected.
- Account number ***: A text input field with a "HIDE" link to its right.
- Social Security number ***: A text input field with a "HIDE" link to its right.
- PIN ***: A text input field with a "HIDE" link to its right.
- Security question ***: A text input field.
- Security answer ***: A text input field with a "HIDE" link to its right.
- Email address ***: A text input field.
- Confirm email address ***: A text input field.
- * Indicates required field**: A small note below the fields.
- ENROLL**: A yellow button with the text "ENROLL" in black.
- Already enrolled? [Login now.](#)**: A link below the button.

After clicking on the Enroll button, you will be asked to establish a username and password, which you will use every time you log in to Online Banking.

We recommend that you use a strong password containing uppercase and lowercase letters, at least one number and one special character (!@#\$%^&*). We also recommend that your password is unique and not used on any other website or application for a higher level of security.

If you need assistance enrolling in Online Banking, please contact your local branch or call **207-786-5700**.